





Step 1.

Draw in pencil on the wall the red lines.



Step 2.

Measure and mark down the sizes and labels in mm



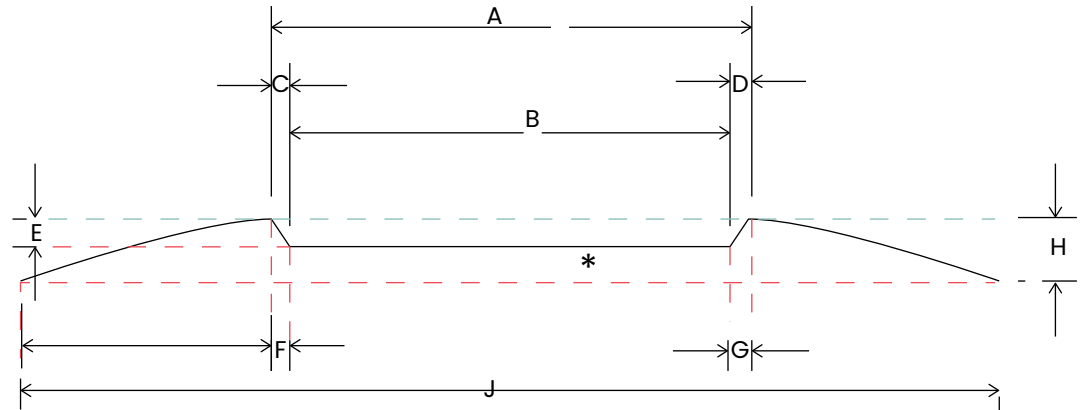
Step 3.

Measure height and width in mm



Step 4.

Send measurements and labels to **admin@meandmyglas.co.uk** please include model ID



All measurements are tight sizes we will deduct for tolerance.

The model Id is printed on a silver label inside the motor bay behind the filter.

Model No: _____

Glass height from worktop/upstand to underside of flat surface *

Height _____ mm

Glass width. If going between cupboards we will deduct for tolerance.

Width _____ mm