

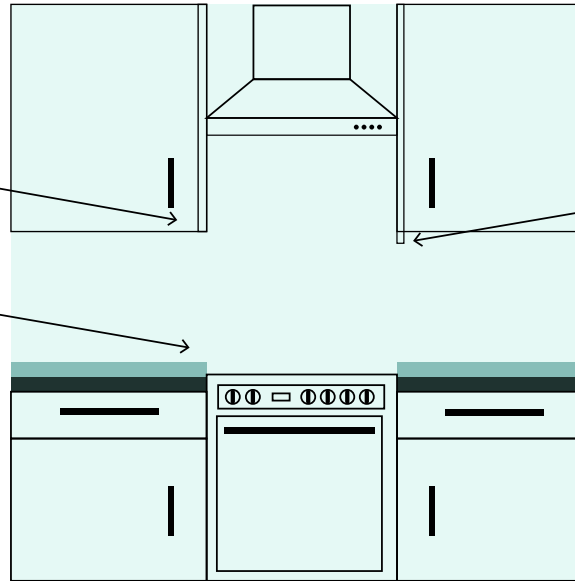
All corners are made using a 18mm diamond router. This leaves a 9mm radius in the corner. If the upstand or cupboard has square corner. You will need to allow 3mm and 2mm gap for tolerance.

It makes for a better job if side panels and plinths are removed, trimmed and refitted after the glass

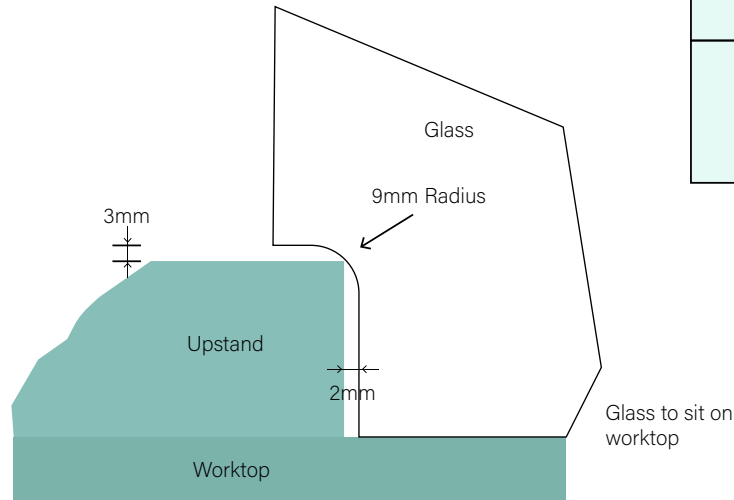
**GLASS FITTED TO EDGE OF SQUARE CUPBOARD**

**GLASS FITTED OVER UPSTAND**

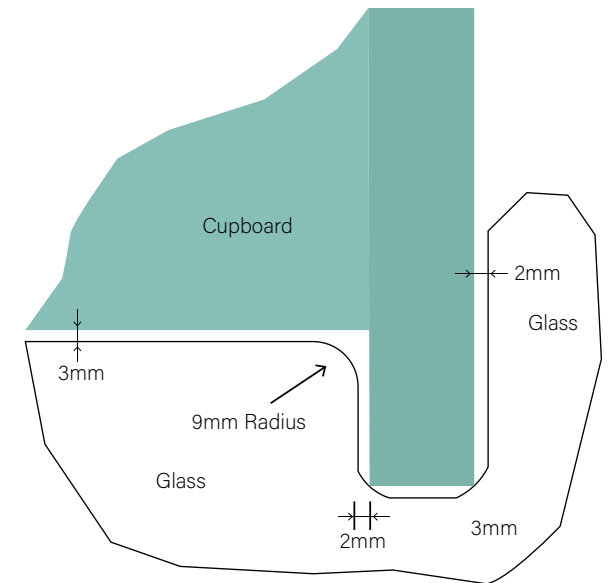
NOT TO SCALE



**GLASS FITTED TO CUPBOARD WITH DROP DOWN END PANEL OR PLINTH**



Please allow a tolerance off 3mm in the vertical & 2mm in the horizontal



We will put these measurements into a drawing and email it back to you for checking.